

**STAFF FEEDBACK
ANALYSIS**

2017-2018

BHARATH COLLEGE OF SCIENCE AND MANAGEMENT
(UGC RECOGNISED 2(F) & 12 (B) INSTITUTION)
AFFILIATED TO BHARATHIDASAN UNIVERSITY – TIRUCHIRAPPALLI
THANJAVUR – 613005

INTERNAL QUALITY ASSURANCE CELL (IQAC)

FEED BACK ANALYSIS AND ACTION TAKEN REPORT- TEACHERS (2017-2018)

Bharath College of Science and Management will collect regular Feedback from the teachers about the college, syllabus, research, infrastructure, financial support and different other aspects. The presentation of feedback and summary of action taken report for the academic year 2017-2018 are as follows.

IQAC has played a dominant role in analysing the data accordingly. Based on IQAC analysis and its findings necessary actions were taken to fulfil the requirement of teachers.

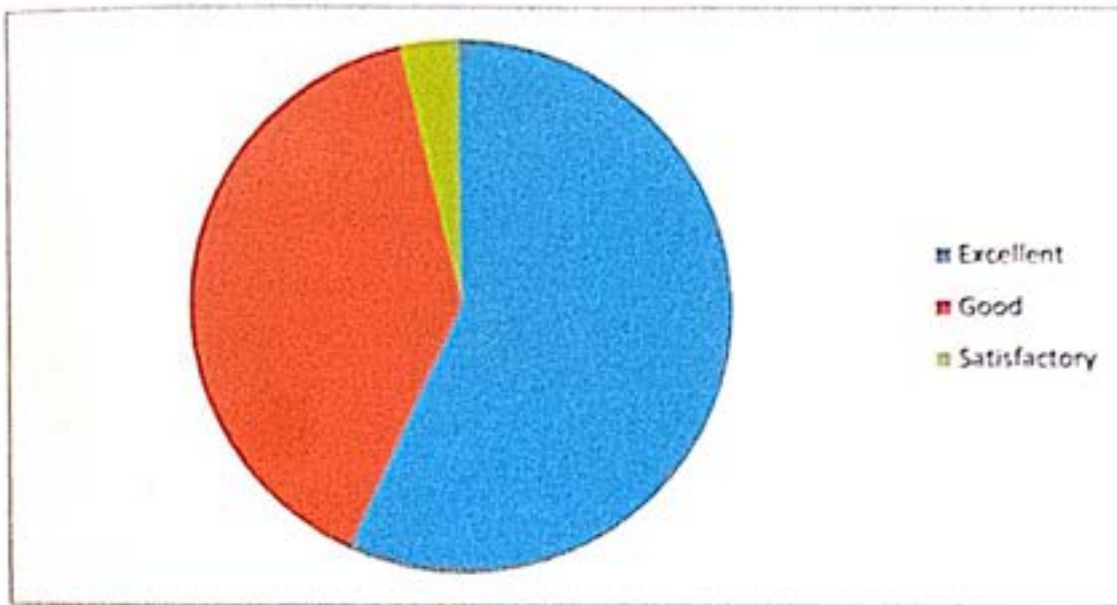
S.No	Description	Excellent	Good	Satisfactory
1	ICT enabled classrooms	34.52	57.15	8.33
2	Students academic response and personal response	50	48.81	1.19
3	Flexibility in allotting subject/subject hours	63.09	35.72	1.19
4	Expertise recognized for innovative papers	50	45.24	4.76
5	Motivation to pursue research	80.95	19.05	0
6	Availability of Research Journals	36.91	55.95	7.14
7	Recognition through financial assistance/awards	44.05	48.81	7.14
8	Encouragement to present/publish papers	65.48	29.76	4.76
9	Motivation to organize and participate in Faculty development programme	61.9	35.72	2.38
10	Manpower and material support for the conduct of seminars/conferences/workshop	55.95	36.9	7.15



11	Freedom to design activities	61.91	38.09	0
12	Encouragement to co-ordinate activities	66.67	26.19	7.14
13	Material support from the management	42.86	50	7.14
14	Parent's support	46.43	47.62	5.95
15	Teacher -student friendly relationship	65.48	33.33	1.19
16	Motivating and assisting students for research projects	64.28	29.77	5.95
17	Coordination and cooperation among teachers in the department and across the disciplines	52.38	38.09	9.53
18	Parents recognize teachers as second parents	45.24	53.57	1.19
19	Restroom facilities	50	46.43	3.57
20	Cleanliness	47.62	50	2.38
21	Green environment	71.43	27.38	1.19
22	Canteen facilities	35.71	50	14.29
23	Transport facilities	29.76	61.91	8.33
24	Drinking water	45.23	45.24	9.53



Excellent	Good	Satisfactory
56.89	39.58	3.53



2017 – 2018 :

ACTION TAKEN REPORT – Based on the Feed Back Received from the Teachers :

1) Teachers were motivated works and to persue research to present or publication of Research articles number of steps were taken. The Management believes that an institution can became a centre of academic excellance only when a research culture exists and proliferates among faculty and students. The College has a research committee in place. This Committee works towards encouraging the faculties to take up research work. The College has provided facilities like up dated library, free internet access in the computer lab and also in their department.

2) Transport facilities are provided to both students and teachers. Steps were taken for riskless and safety transportation.

3) Parents are advised to meet the respective HOD and class incharge to know the progress of their ward. HODs and Teaching Staff members are colselly watching their students in their academic and non-academic affairs. Parents are meeting the concerned staff member periodically who is incharge of their wards.Hence, Teachers – parents relationship is strengthend. Because of the closeness between teachers – parents, parents are helpful to increase the college admission.




PRINCIPAL
Bharath College of Science & Management
Bharath Avenue, Near New Bus Stand
TANJAVUR - 613 005

1

EN	G	S	TOTAL
29	48	7	84
5			
EN	G	S	TOTAL
68	16	0	84
9			
EN	G	S	TOTAL
52	30	2	84
13			
EN	G	S	TOTAL
36	42	6	84
17			
EN	G	S	TOTAL
44	32	8	84
21			
EN	G	S	TOTAL
60	23	1	84

2

EN	G	S	TOTAL
42	41	1	84
6			
EN	G	S	TOTAL
31	47	6	84
10			
EN	G	S	TOTAL
47	31	6	84
14			
EN	G	S	TOTAL
39	40	5	84
18			
EN	G	S	TOTAL
38	45	1	84
22			
EN	G	S	TOTAL
30	42	12	84

3

EN	G	S	TOTAL
53	30	1	84
7			
EN	G	S	TOTAL
37	41	6	84
11			
EN	G	S	TOTAL
52	32	0	84
15			
EN	G	S	TOTAL
55	28	1	84
19			
EN	G	S	TOTAL
42	39	3	84
23			
EN	G	S	TOTAL
25	52	7	84

4

EN	G	S	TOTAL
42	38	4	84
8			
EN	G	S	TOTAL
55	25	4	84
12			
EN	G	S	TOTAL
56	22	6	84
16			
EN	G	S	TOTAL
54	25	5	84
20			
EN	G	S	TOTAL
40	42	2	84
24			
EN	G	S	TOTAL
38	38	8	84



2017-2018



<p>1</p> <p>EX = $29/84 \times 100 = 34.52$</p> <p>G₁ = $48/84 \times 100 = 57.15$</p> <p>S = $7/84 \times 100 = 8.33$</p> <p>100</p>	<p>2</p> <p>EX = $42/84 \times 100 = 50$</p> <p>G₁ = $41/84 \times 100 = 48.81$</p> <p>S = $1/84 \times 100 = 1.19$</p> <p>100</p>	<p>3</p> <p>EX = $53/84 \times 100 = 63.09$</p> <p>G₁ = $30/84 \times 100 = 35.72$</p> <p>S = $1/84 \times 100 = 1.19$</p> <p>100</p>	<p>4</p> <p>EX = $42/84 \times 100 = 50$</p> <p>G₁ = $38/84 \times 100 = 45.24$</p> <p>S = $4/84 \times 100 = 4.76$</p> <p>100</p>
<p>5</p> <p>EX = $68/84 \times 100 = 80.95$</p> <p>G₁ = $16/84 \times 100 = 19.05$</p> <p>S = $0/84 \times 100 = 0$</p> <p>100</p>	<p>6</p> <p>EX = $21/84 \times 100 = 26.91$</p> <p>G₁ = $47/84 \times 100 = 55.95$</p> <p>S = $6/84 \times 100 = 7.14$</p> <p>100</p>	<p>7</p> <p>EX = $37/84 \times 100 = 44.05$</p> <p>G₁ = $41/84 \times 100 = 48.81$</p> <p>S = $6/84 \times 100 = 7.14$</p> <p>100</p>	<p>8</p> <p>EX = $55/84 \times 100 = 65.48$</p> <p>G₁ = $25/84 \times 100 = 29.76$</p> <p>S = $4/84 \times 100 = 4.76$</p> <p>100</p>
<p>9</p> <p>EX = $52/84 \times 100 = 61.90$</p> <p>G₁ = $30/84 \times 100 = 35.72$</p> <p>S = $2/84 \times 100 = 2.38$</p> <p>100</p>	<p>10</p> <p>EX = $47/84 \times 100 = 55.95$</p> <p>G₁ = $31/84 \times 100 = 36.90$</p> <p>S = $6/84 \times 100 = 7.15$</p> <p>100</p>	<p>11</p> <p>EX = $52/84 \times 100 = 61.91$</p> <p>G₁ = $32/84 \times 100 = 38.09$</p> <p>S = $6/84 \times 100 = 0$</p> <p>100</p>	<p>12</p> <p>EX = $56/84 \times 100 = 66.67$</p> <p>G₁ = $22/84 \times 100 = 26.19$</p> <p>S = $6/84 \times 100 = 7.14$</p> <p>100</p>

<p>13</p> <p>EX : $36/84 \times 100 = 42.86$</p> <p>G : $12/84 \times 100 = 50$</p> <p>S : $6/84 \times 100 = 7.14$</p> <p>100</p>	<p>14</p> <p>EX : $39/84 \times 100 = 46.43$</p> <p>G : $10/84 \times 100 = 11.9$</p> <p>S : $5/84 \times 100 = 5.95$</p> <p>100</p>	<p>15</p> <p>EX : $55/84 \times 100 = 65.48$</p> <p>G : $28/84 \times 100 = 33.33$</p> <p>S : $1/84 \times 100 = 1.19$</p> <p>100</p>	<p>16</p> <p>EX : $54/84 \times 100 = 64.28$</p> <p>G : $25/84 \times 100 = 29.76$</p> <p>S : $5/84 \times 100 = 5.95$</p> <p>100</p>
<p>17</p> <p>EX : $44/84 \times 100 = 52.38$</p> <p>G : $32/84 \times 100 = 38.09$</p> <p>S : $8/84 \times 100 = 9.52$</p> <p>100</p>	<p>18</p> <p>EX : $38/84 \times 100 = 45.24$</p> <p>G : $45/84 \times 100 = 53.57$</p> <p>S : $1/84 \times 100 = 1.19$</p> <p>100</p>	<p>19</p> <p>EX : $42/84 \times 100 = 50$</p> <p>G : $39/84 \times 100 = 46.43$</p> <p>S : $3/84 \times 100 = 3.57$</p> <p>100</p>	<p>20</p> <p>EX : $40/84 \times 100 = 47.62$</p> <p>G : $42/84 \times 100 = 50$</p> <p>S : $2/84 \times 100 = 2.38$</p> <p>100</p>
<p>21</p> <p>EX : $60/84 \times 100 = 71.43$</p> <p>G : $23/84 \times 100 = 27.38$</p> <p>S : $1/84 \times 100 = 1.19$</p> <p>100</p>	<p>22</p> <p>EX : $30/84 \times 100 = 35.71$</p> <p>G : $12/84 \times 100 = 50$</p> <p>S : $12/84 \times 100 = 14.29$</p> <p>100</p>	<p>23</p> <p>EX : $25/84 \times 100 = 29.76$</p> <p>G : $52/84 \times 100 = 61.9$</p> <p>S : $7/84 \times 100 = 8.33$</p> <p>100</p>	<p>24</p> <p>EX : $38/84 \times 100 = 45.23$</p> <p>G : $36/84 \times 100 = 42.86$</p> <p>S : $8/84 \times 100 = 9.52$</p> <p>100</p>



2018-2019

BHARATH COLLEGE OF SCIENCE AND MANAGEMENT
(UGC RECOGNISED 2(F) & 12 (B) INSTITUTION)
AFFILIATED TO BHARATHIDASAN UNIVERSITY – TIRUCHIRAPPALLI
THANJAVUR – 613005
INTERNAL QUALITY ASSURANCE CELL (IQAC)

FEED BACK ANALYSIS AND ACTION TAKEN REPORT- TEACHERS (2018-2019)

Bharath College of Science and Management will collect regular Feedback from the teachers about the college, syllabus, research, infrastructure, financial support and different other aspects. The presentation of feedback and summary of action taken report for the academic year 2018-2019 are as follows.

IQAC has played a dominant role in analysing the data accordingly. Based on IQAC analysis and its findings necessary actions were taken to fulfil the requirement of teachers.

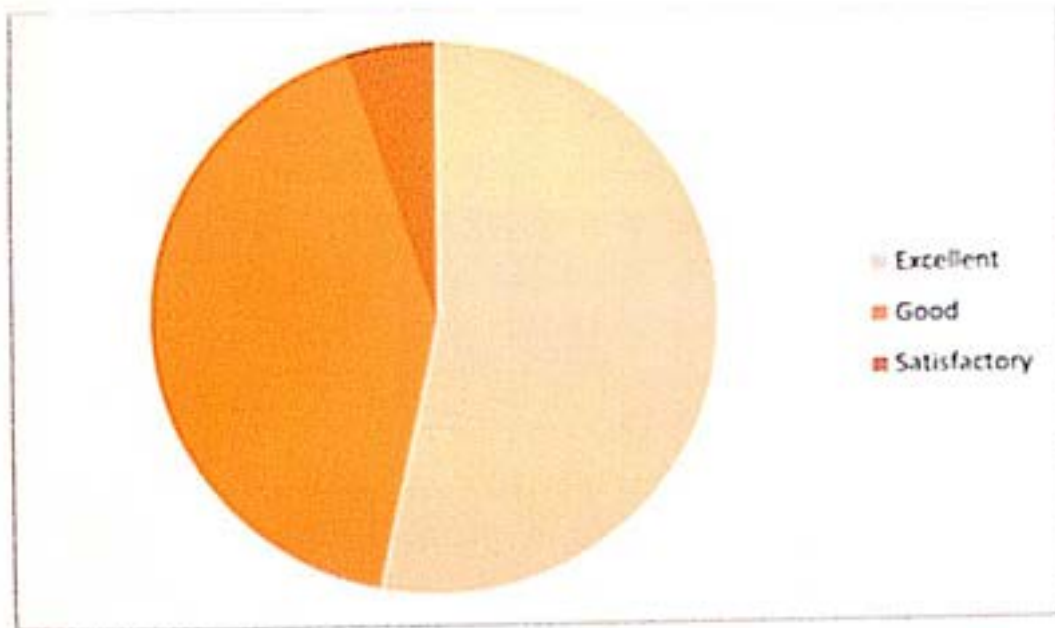
S.No	Description	Excellent	Good	Satisfactory
1	ICT enabled classrooms	43.15	52.63	4.22
2	Students academic response and personal response	61.05	35.78	3.17
3	Flexibility in allotting subject/subject hours	61.05	35.78	3.17
4	Expertise recognized for innovative papers	53.68	45.26	1.06
5	Motivation to pursue research	66.31	29.47	4.22
6	Availability of Research Journals	44.22	42.1	13.68
7	Recognition through financial assistance/awards	48.42	42.11	9.47
8	Encouragement to present/publish papers	62.11	35.79	2.1
9	Motivation to organize and participate in Faculty development programme	56.84	40	3.16
10	Manpower and material support for the conduct of seminars/conferences/workshop	49.47	45.26	5.27



11	Freedom to design activities	65.26	31.58	3.16
12	Encouragement to co-ordinate activities	50.53	46.32	3.15
13	Material support from the management	48.42	44.21	7.37
14	Parent's support	51.58	42.11	6.31
15	Teacher -student friendly relationship	67.37	30.53	2.1
16	Motivating and assisting students for research projects	68.42	28.42	3.16
17	Coordination and cooperation among teachers in the department and across the disciplines	45.26	49.47	5.27
18	Parents recognize teachers as second parents	53.68	42.1	4.22
19	Restroom facilities	51.58	47.37	1.05
20	Cleanliness	53.68	41.05	3.17
21	Green environment	64.21	32.63	3.16
22	Canteen facilities	32.63	57.89	9.48
23	Transport facilities	35.79	56.84	7.37
24	Drinking water	46.31	44.21	9.48



Excellent	Good	Satisfactory
53.38	41.62	5



2018 – 2019 :

ACTION TAKEN REPORT – Based on the Feed Back Received from the Teachers :

1) The Institution is conscious of the need for enhancement of infrasture from time to time for ensuring effective teaching and learing. To attain academic excellance the management initiated actions to provide well equiped infrastructure, spacious buildings and class rooms, complete laboratories, ICT enabled classroom and library facilities to the learners.

2) The College imbibes the research culture to develop analytical skill and cretical thinking for faculty members and students by providing various avenues for practical learning. The Principal directs the HODs of all department to conduct seminar, conference and workshop to strenthen the research culture among faculties and students. The management provides fund to the faculty members who needs financial support to complete their research work. To motivate the teachers to persue research to present or publication of Research articles, number of steps were taken. The Management believes that an institution can become a centre of academic excellance only when a research culture exists and proliferates among faculty and students. The College has a research committee in place. This Committee works towards encouraging the faculties to take up research work. The College has provided facilities like up dated library free internet access in the computer lab and also in this departments.

3) Parents are advised to meet the respective HOD and class incharge to know the progress of their ward. HODs and Teaching Staff members colselly watch their students in their academic and non-academic affairs. Parents meet the concerned staff member periodically who is incharge of their wards. Hence, Teachers – parents relationship is strengthend. Because of the closeness of teachers – parents, parents are helpful to upgrade the college admission.




PRINCIPAL
Bharath College of Science & Management
Bharath Avenue, Near New Bus Stand
TANJAVUR - 613 005

1				
EX	G	S	TOTAL	
41	50	4	95	
[5]				
EX	G	S	TOTAL	
63	28	4	95	
[9]				
EX	G	S	TOTAL	
54	38	3	95	
[13]				
EX	G	S	TOTAL	
46	42	7	95	
[17]				
EX	G	S	TOTAL	
43	47	5	95	
[21]				
EX	G	S	TOTAL	
65	27	3	95	

2				
EX	G	S	TOTAL	
58	34	3	95	
[6]				
EX	G	S	TOTAL	
42	40	13	95	
[10]				
EX	G	S	TOTAL	
47	43	5	95	
[14]				
EX	G	S	TOTAL	
49	40	6	95	
[18]				
EX	G	S	TOTAL	
51	40	4	95	
[22]				
EX	G	S	TOTAL	
51	39	3	95	

3				
EX	G	S	TOTAL	
58	34	3	95	
[7]				
EX	G	S	TOTAL	
46	40	9	95	
[11]				
EX	G	S	TOTAL	
62	30	3	95	
[15]				
EX	G	S	TOTAL	
64	29	2	95	
[19]				
EX	G	S	TOTAL	
49	45	1	95	
[23]				
EX	G	S	TOTAL	
34	54	7	95	

4				
EX	G	S	TOTAL	
51	43	1	95	
[8]				
EX	G	S	TOTAL	
59	34	2	95	
[12]				
EX	G	S	TOTAL	
48	44	3	95	
[16]				
EX	G	S	TOTAL	
65	27	3	95	
[20]				
EX	G	S	TOTAL	
34	54	7	95	
[24]				
EX	G	S	TOTAL	
44	42	9	95	





1	$EX = 41/95 \times 100 = 43.15$ $G_1 = 50/95 \times 100 = 52.63$ $S = 4/95 \times 100 = 4.22$ 100	2	$EX = 58/95 \times 100 = 61.05$ $G_1 = 34/95 \times 100 = 35.78$ $S = 3/95 \times 100 = 3.17$ 100	3	$EX = 58/95 \times 100 = 61.05$ $G_1 = 34/95 \times 100 = 35.78$ $S = 3/95 \times 100 = 3.17$ 100	4	$EX = 51/95 \times 100 = 53.68$ $G_1 = 43/95 \times 100 = 45.26$ $S = 1/95 \times 100 = 1.06$ 100
5	$EX = 63/95 \times 100 = 66.31$ $G_1 = 28/95 \times 100 = 29.47$ $S = 4/95 \times 100 = 4.22$ 100	6	$EX = 42/95 \times 100 = 44.22$ $G_1 = 40/95 \times 100 = 42.10$ $S = 13/95 \times 100 = 13.68$ 100	7	$EX = 46/95 \times 100 = 48.42$ $G_1 = 40/95 \times 100 = 42.11$ $S = 9/95 \times 100 = 9.47$ 100	8	$EX = 59/95 \times 100 = 62.11$ $G_1 = 34/95 \times 100 = 35.79$ $S = 2/95 \times 100 = 2.10$ 100
9	$EX = 54/95 \times 100 = 56.84$ $G_1 = 38/95 \times 100 = 40$ $S = 3/95 \times 100 = 3.16$ 100	10	$EX = 47/95 \times 100 = 49.47$ $G_1 = 43/95 \times 100 = 45.26$ $S = 5/95 \times 100 = 5.27$ 100	11	$EX = 62/95 \times 100 = 65.26$ $G_1 = 30/95 \times 100 = 31.58$ $S = 3/95 \times 100 = 3.16$ 100	12	$EX = 48/95 \times 100 = 50.53$ $G_1 = 44/95 \times 100 = 46.32$ $S = 3/95 \times 100 = 3.15$ 100

13	$EX = 216/95 \times 100 = 227.42$ $G = 22/95 \times 100 = 23.16$ $S = 7/95 \times 100 = 7.37$	100
14	$EX = 219/95 \times 100 = 230.53$ $G = 210/95 \times 100 = 220.11$ $S = 6/95 \times 100 = 6.31$	100
15	$EX = 214/95 \times 100 = 225.26$ $G = 207/95 \times 100 = 217.89$ $S = 2/95 \times 100 = 2.10$	100
16	$EX = 215/95 \times 100 = 226.32$ $G = 204/95 \times 100 = 214.74$ $S = 3/95 \times 100 = 3.16$	100
17	$EX = 213/95 \times 100 = 223.16$ $G = 203/95 \times 100 = 213.68$ $S = 5/95 \times 100 = 5.26$	100
18	$EX = 211/95 \times 100 = 221.05$ $G = 200/95 \times 100 = 210.53$ $S = 1/95 \times 100 = 1.05$	100
19	$EX = 209/95 \times 100 = 219.89$ $G = 195/95 \times 100 = 205.26$ $S = 1/95 \times 100 = 1.05$	100
20	$EX = 207/95 \times 100 = 217.89$ $G = 192/95 \times 100 = 202.11$ $S = 3/95 \times 100 = 3.16$	100
21	$EX = 205/95 \times 100 = 215.79$ $G = 190/95 \times 100 = 200.00$ $S = 3/95 \times 100 = 3.16$	100
22	$EX = 203/95 \times 100 = 213.68$ $G = 187/95 \times 100 = 196.84$ $S = 4/95 \times 100 = 4.21$	100
23	$EX = 201/95 \times 100 = 211.58$ $G = 184/95 \times 100 = 193.68$ $S = 7/95 \times 100 = 7.37$	100
24	$EX = 199/95 \times 100 = 209.47$ $G = 182/95 \times 100 = 191.58$ $S = 9/95 \times 100 = 9.47$	100



2019-2020

BIHARATH COLLEGE OF SCIENCE AND MANAGEMENT
(UGC RECOGNISED 2(F) & 12 (B) INSTITUTION)
AFFILIATED TO BHARATHIDASAN UNIVERSITY – TIRUCHIRAPPALLI
THANJAVUR – 613005

INTERNAL QUALITY ASSURANCE CELL (IQAC)

FEED BACK ANALYSIS AND ACTION TAKEN REPORT- TEACHERS (2019-2020)

Bharath College of Science and Management will collect regular Feedback from the teachers about the college, syllabus, research, infrastructure, financial support and different other aspects. The presentation of feedback and summary of action taken report for the academic year 2019-2020 are as follows.

IQAC has played a dominant role in analysing the data accordingly. Based on IQAC analysis and its findings necessary actions were taken to fulfil the requirement of teachers.

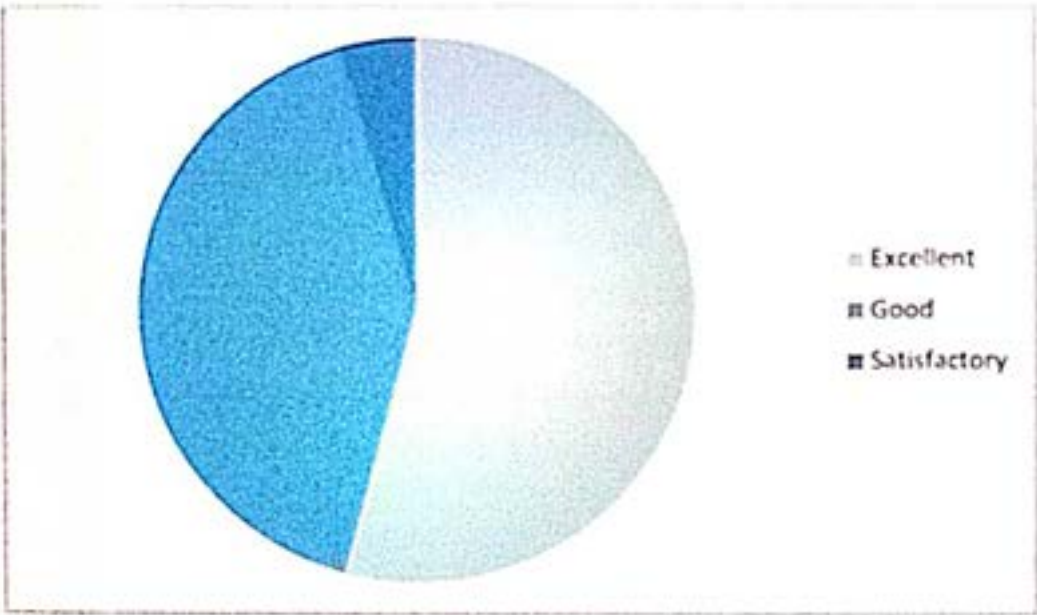
S.No	Description	Excellent	Good	Satisfactory
1	ICT enabled classrooms	46.51	48.84	4.65
2	Students academic response and personal response	56.98	39.53	3.49
3	Flexibility in allotting subject/subject hours	54.65	44.19	1.16
4	Expertise recognized for innovative papers	40.69	55.82	3.49
5	Motivation to pursue research	70.93	26.74	2.33
6	Availability of Research Journals	43.02	50	6.98
7	Recognition through financial assistance/awards	46.51	44.19	9.3
8	Encouragement to present/publish papers	70.93	27.91	1.16
9	Motivation to organize and participate in Faculty development programme	56.98	40.69	2.33
10	Manpower and material support for the conduct of seminars/conferences/workshop	46.51	45.35	8.14



11	Freedom to design activities	65.12	33.72	1.16
12	Encouragement to co-ordinate activities	55.81	41.86	2.33
13	Material support from the management	47.67	44.19	8.14
14	Parent's support	54.65	43.02	2.33
15	Teacher -student friendly relationship	70.93	27.91	1.16
16	Motivating and assisting students for research projects	67.44	32.56	0
17	Coordination and cooperation among teachers in the department and across the disciplines	51.16	43.02	5.82
18	Parents recognize teachers as second parents	47.67	48.84	3.49
19	Restroom facilities	60.47	38.37	1.16
20	Cleanliness	55.82	40.69	3.49
21	Green environment	68.6	30.24	1.16
22	Canteen facilities	36.05	52.32	11.63
23	Transport facilities	32.26	56.98	10.46
24	Drinking water	53.49	38.37	8.14



Excellent	Good	Satisfactory
54.22	41.47	4.31



2019 – 2020 :

ACTION TAKEN REPORT – Based on the Feed Back Received from the Teachers :

1) The Institution is conscious of the need for enhancement of infrastructure from time to time for ensuring effective teaching and learning. To attain academic excellence the management initiated actions to provide well equipped infrastructure, spacious buildings and class rooms, complete laboratories, ICT enabled classroom and library facilities to the learners.

2) Library Provides enough infrastructural facilities for research. The College offers INFLIBNET services which facilitates to have more sources for Research. Adequate fund is also provided to purchase Journals / Magazines and research cubicles. Standard resource materials for reference is also well stocked in the library. Management took efforts to provide computers with internet facilities for faculty members and bearers to develop research attitude and critical thinking. Adequate e-learning facilities are in place.

3) All efforts are made to improve canteen facilities. Actions were initiated towards cheap and hygienic products and are made available to staff and students in the college canteen. Steps were taken to increase the transport facilities for both staff and students. The management is very keen to provide safety transport service.



PRINCIPAL
Bharath College of Science & Management
Bharath Avenue, Near New Bus Stand
THANJAVUR - 613 005.

2019-2020

1				
EX	G	S	TOTAL	
40	42	4	86	
[5]				
EX	G	S	TOTAL	
61	23	2	86	
[9]				
EX	G	S	TOTAL	
49	35	2	86	
[13]				
EX	G	S	TOTAL	
41	38	7	86	
[17]				
EX	G	S	TOTAL	
44	37	5	86	
[21]				
EX	G	S	TOTAL	
59	26	1	86	

2				
EX	G	S	TOTAL	
49	34	3	86	
[6]				
EX	G	S	TOTAL	
37	43	6	86	
[10]				
EX	G	S	TOTAL	
40	39	7	86	
[14]				
EX	G	S	TOTAL	
47	37	2	86	
[18]				
EX	G	S	TOTAL	
41	42	3	86	
[22]				
EX	G	S	TOTAL	
31	45	10	86	

3				
EX	G	S	TOTAL	
47	38	1	86	
[7]				
EX	G	S	TOTAL	
40	38	8	86	
[11]				
EX	G	S	TOTAL	
56	29	1	86	
[15]				
EX	G	S	TOTAL	
61	24	1	86	
[19]				
EX	G	S	TOTAL	
52	33	1	86	
[23]				
EX	G	S	TOTAL	
28	49	9	86	

4				
EX	G	S	TOTAL	
35	48	3	86	
[8]				
EX	G	S	TOTAL	
61	24	1	86	
[12]				
EX	G	S	TOTAL	
48	36	2	86	
[16]				
EX	G	S	TOTAL	
58	28	0	86	
[20]				
EX	G	S	TOTAL	
48	35	3	86	
[24]				
EX	G	S	TOTAL	
46	33	7	86	





$EX = 10 / 86 \times 100 = 11.651$ $G_1 = 12 / 86 \times 100 = 13.84$ $S = 1 / 86 \times 100 = 1.165$	$EX = 11 / 86 \times 100 = 12.79$ $G_1 = 31 / 86 \times 100 = 36.05$ $S = 3 / 86 \times 100 = 3.49$	$EX = 11 / 86 \times 100 = 12.79$ $G_1 = 38 / 86 \times 100 = 44.19$ $S = 1 / 86 \times 100 = 1.16$	$EX = 35 / 86 \times 100 = 40.69$ $G_1 = 48 / 86 \times 100 = 55.82$ $S = 3 / 86 \times 100 = 3.49$
$EX = 61 / 86 \times 100 = 70.93$ $G_1 = 23 / 86 \times 100 = 26.74$ $S = 2 / 86 \times 100 = 2.33$	$EX = 37 / 86 \times 100 = 43.02$ $G_1 = 49 / 86 \times 100 = 57$ $S = 6 / 86 \times 100 = 6.98$	$EX = 40 / 86 \times 100 = 46.51$ $G_1 = 38 / 86 \times 100 = 44.19$ $S = 8 / 86 \times 100 = 9.30$	$EX = 61 / 86 \times 100 = 70.93$ $G_1 = 21 / 86 \times 100 = 24.41$ $S = 1 / 86 \times 100 = 1.16$
$EX = 11 / 86 \times 100 = 12.79$ $G_1 = 35 / 86 \times 100 = 40.69$ $S = 2 / 86 \times 100 = 2.33$	$EX = 40 / 86 \times 100 = 46.51$ $G_1 = 39 / 86 \times 100 = 45.35$ $S = 7 / 86 \times 100 = 8.14$	$EX = 56 / 86 \times 100 = 65.12$ $G_1 = 29 / 86 \times 100 = 33.72$ $S = 1 / 89 \times 100 = 1.16$	$EX = 48 / 86 \times 100 = 55.81$ $G_1 = 36 / 86 \times 100 = 41.86$ $S = 2 / 86 \times 100 = 2.33$

<p>13</p> <p>EX : 21/86 x 100 = 24.64</p> <p>G : 98/86 x 100 = 114.19</p> <p>S : 7/86 x 100 = 8.14</p> <p>100</p>	<p>14</p> <p>EX : 47/86 x 100 = 54.65</p> <p>G : 34/86 x 100 = 39.53</p> <p>S : 2/86 x 100 = 2.33</p> <p>100</p>	<p>15</p> <p>EX : 61/86 x 100 = 70.93</p> <p>G : 24/86 x 100 = 27.91</p> <p>S : 1/86 x 100 = 1.16</p> <p>100</p>	<p>16</p> <p>EX : 58/86 x 100 = 67.44</p> <p>G : 28/86 x 100 = 32.56</p> <p>S : 0/86 x 100 = 0</p> <p>100</p>
<p>17</p> <p>EX : 44/86 x 100 = 51.16</p> <p>G : 37/86 x 100 = 43.02</p> <p>S : 5/86 x 100 = 5.82</p> <p>100</p>	<p>18</p> <p>EX : 41/86 x 100 = 47.80</p> <p>G : 42/86 x 100 = 48.84</p> <p>S : 3/86 x 100 = 3.49</p> <p>100</p>	<p>19</p> <p>EX : 52/86 x 100 = 60.47</p> <p>G : 33/86 x 100 = 38.37</p> <p>S : 1/86 x 100 = 1.16</p> <p>100</p>	<p>20</p> <p>EX : 48/86 x 100 = 55.81</p> <p>G : 35/86 x 100 = 40.69</p> <p>S : 3/86 x 100 = 3.49</p> <p>100</p>
<p>21</p> <p>EX : 59/86 x 100 = 68.60</p> <p>G : 26/86 x 100 = 30.24</p> <p>S : 1/86 x 100 = 1.16</p> <p>100</p>	<p>22</p> <p>EX : 31/86 x 100 = 36.05</p> <p>G : 45/86 x 100 = 52.32</p> <p>S : 10/86 x 100 = 11.63</p> <p>100</p>	<p>23</p> <p>EX : 28/86 x 100 = 32.56</p> <p>G : 49/86 x 100 = 56.98</p> <p>S : 9/86 x 100 = 10.46</p> <p>100</p>	<p>24</p> <p>EX : 46/86 x 100 = 53.49</p> <p>G : 39/86 x 100 = 45.34</p> <p>S : 7/86 x 100 = 8.14</p> <p>100</p>



2020-2021

BHARATH COLLEGE OF SCIENCE AND MANAGEMENT
(UGC RECOGNISED 2(F) & 12 (B) INSTITUTION)
AFFILIATED TO BHARATHIDASAN UNIVERSITY – TIRUCHIRAPPALLI
THANJAVUR – 613005
INTERNAL QUALITY ASSURANCE CELL (IQAC)

FEED BACK ANALYSIS AND ACTION TAKEN REPORT- TEACHERS (2020-2021)

Bharath College of Science and Management will collect regular Feedback from the teachers about the college, syllabus, research, infrastructure, financial support and different other aspects. The presentation of feedback and summary of action taken report for the academic year 2020-2021 are as follows.

IQAC has played a dominant role in analysing the data accordingly. Based on IQAC analysis and its findings necessary actions were taken to fulfil the requirement of teachers.

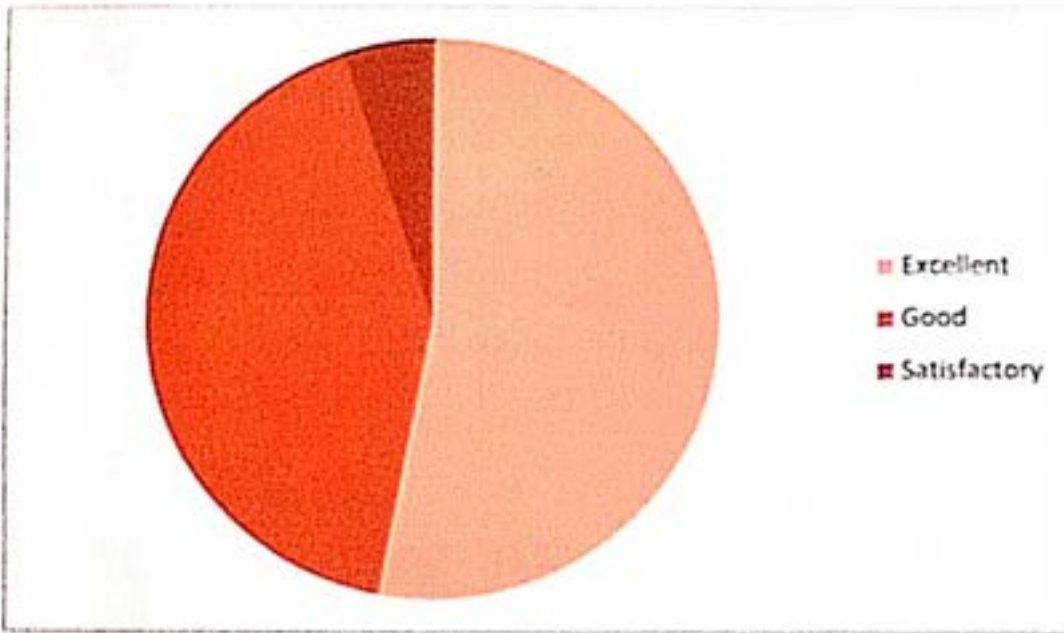
S.No	Description	Excellent	Good	Satisfactory
1	ICT enabled classrooms	42.17	54.22	3.61
2	Students academic response and personal response	45.78	46.99	7.29
3	Flexibility in allotting subject/subject hours	55.42	39.76	4.82
4	Expertise recognized for innovative papers	39.76	51.81	8.43
5	Motivation to pursue research	71.08	25.3	3.62
6	Availability of Research Journals	32.53	56.63	10.84
7	Recognition through financial assistance/awards	42.17	49.39	8.44
8	Encouragement to present/publish papers	61.45	36.14	2.41
9	Motivation to organize and participate in Faculty development programme	57.83	40.96	1.21
10	Manpower and material support for the conduct of seminars/conferences/workshop	50.6	43.37	6.03



11	Freedom to design activities	62.65	34.94	2.41
12	Encouragement to co-ordinate activities	43.37	54.22	2.41
13	Material support from the management	49.4	44.57	6.03
14	Parent's support	46.99	43.37	9.64
15	Teacher -student friendly relationship	65.06	34.94	0
16	Motivating and assisting students for research projects	53.01	44.58	2.41
17	Coordination and cooperation among teachers in the department and across the disciplines	63.86	24.1	12.09
18	Parents recognize teachers as second parents	60.25	34.93	4.82
19	Restroom facilities	61.45	37.35	0.2
20	Cleanliness	56.63	43.37	0
21	Green environment	72.29	21.69	6.02
22	Canteen facilities	33.73	55.42	10.85
23	Transport facilities	45.78	45.78	8.44
24	Drinking water	57.83	42.17	0



Excellent	Good	Satisfactory
52.96	41.92	5.12



2020 – 2021 :

ACTION TAKEN REPORT – Based on the Feed Back Received from the Teachers :

- 1) Workshops and Seminars relevant to specific discipline were organised by the college as well as at the department level to strengthen the research culture. In order to encourage students research, the institution has signed in to an MOU's with different organisations. In self financing colleges like ours, there is no provisions for sabbatical leave for doing research. However, the management sanctions leave and enhances flexibility in working hours for faculty members who engaged in research.
- 2) The College has adequate IT facilities for strengthening teaching and learning process. The computer lab is equipped with 90 computers with required software and antivirus. The Computer lab is powered by UPS to ensure uninterrupted usage of computers. Steps were taken to provide LCD projectors to provide effective teaching for the students. Faculty members are advised to use power point presentation, videos etc. in the class rooms to enhance students for Audio-Visual learning capacity.
- 3) The institution intends to develop research culture not only among faculty but also among students, Teachers are provided with various opportunities to submit innovative research papers. Management provides funds for teacher who needs to complete their research and for publishing papers.



PRINCIPAL
Bharath College of Science & Management
Bharath Avenue, Near New Bus Stand
THANJAVUR - 613 005

2020-2021

1				
EN	G	S	TOTAL	
35	45	3	83	
[5]				
EN	G	S	TOTAL	
59	21	3	83	
[9]				
EN	G	S	TOTAL	
48	34	1	83	
[13]				
EN	G	S	TOTAL	
41	37	5	83	
[17]				
EN	G	S	TOTAL	
53	20	0	83	
[21]				
EN	G	S	TOTAL	
60	18	5	83	

2				
EN	G	S	TOTAL	
38	39	6	83	
[6]				
EN	G	S	TOTAL	
27	47	9	83	
[10]				
EN	G	S	TOTAL	
42	36	5	83	
[14]				
EN	G	S	TOTAL	
39	36	8	83	
[18]				
EN	G	S	TOTAL	
50	29	4	83	
[22]				
EN	G	S	TOTAL	
28	46	9	83	

3				
EN	G	S	TOTAL	
46	33	4	83	
[7]				
EN	G	S	TOTAL	
35	41	7	83	
[11]				
EN	G	S	TOTAL	
52	29	2	83	
[15]				
EN	G	S	TOTAL	
24	29	0	83	
[19]				
EN	G	S	TOTAL	
51	31	1	83	
[23]				
EN	G	S	TOTAL	
38	38	7	83	

4				
EN	G	S	TOTAL	
33	43	7	83	
[8]				
EN	G	S	TOTAL	
51	30	2	83	
[12]				
EN	G	S	TOTAL	
36	45	2	83	
[16]				
EN	G	S	TOTAL	
44	37	2	83	
[20]				
EN	G	S	TOTAL	
47	36	0	83	
[24]				
EN	G	S	TOTAL	
48	35	0	83	





$EX = 35/85 \times 100 = 41.17$ $G = 37/85 \times 100 = 44.57$ $S = 5/85 \times 100 = 6.03$	$EX = 38/85 \times 100 = 45.72$ $G = 39/85 \times 100 = 46.99$ $S = 6/85 \times 100 = 7.29$	$EX = 46/85 \times 100 = 55.42$ $G = 35/85 \times 100 = 39.16$ $S = 4/85 \times 100 = 4.82$	$EX = 33/85 \times 100 = 39.17$ $G = 45/85 \times 100 = 51.8$ $S = 7/85 \times 100 = 8.43$
$EX = 59/85 \times 100 = 71.02$ $G = 21/85 \times 100 = 25.36$ $S = 5/85 \times 100 = 5.62$	$EX = 27/85 \times 100 = 32.53$ $G = 47/85 \times 100 = 56.65$ $S = 9/85 \times 100 = 10.84$	$EX = 35/85 \times 100 = 42.17$ $G = 41/85 \times 100 = 49.39$ $S = 7/85 \times 100 = 8.44$	$EX = 51/85 \times 100 = 61.45$ $G = 30/85 \times 100 = 36.14$ $S = 2/85 \times 100 = 2.41$
$EX = 48/85 \times 100 = 57.85$ $G = 34/85 \times 100 = 40.96$ $S = 1/85 \times 100 = 1.21$	$EX = 42/85 \times 100 = 50.60$ $G = 36/85 \times 100 = 45.37$ $S = 5/85 \times 100 = 6.03$	$EX = 52/85 \times 100 = 62.65$ $G = 29/85 \times 100 = 34.94$ $S = 2/85 \times 100 = 2.41$	$EX = 36/85 \times 100 = 45.37$ $G = 45/85 \times 100 = 54.22$ $S = 2/85 \times 100 = 2.41$

<p>13</p> <p>EX = 411/85 x 100 = 49.40</p> <p>G1 = 37/85 x 100 = 44.57</p> <p>S = 5/85 x 100 = 6.03</p> <p>100</p>	<p>14</p> <p>EX = 399/85 x 100 = 46.94</p> <p>G1 = 36/85 x 100 = 43.51</p> <p>S = 8/85 x 100 = 9.64</p> <p>100</p>	<p>15</p> <p>EX = 54/85 x 100 = 65.06</p> <p>G1 = 29/85 x 100 = 34.94</p> <p>S = 0/85 x 100 = 0</p> <p>100</p>	<p>16</p> <p>EX = 44/85 x 100 = 53.01</p> <p>G1 = 37/85 x 100 = 44.58</p> <p>S = 9/85 x 100 = 2.11</p> <p>100</p>
<p>17</p> <p>EX = 53/85 x 100 = 63.86</p> <p>G1 = 20/85 x 100 = 24.10</p> <p>S = 10/85 x 100 = 12.09</p> <p>100</p>	<p>18</p> <p>EX = 50/85 x 100 = 60.25</p> <p>G1 = 29/85 x 100 = 34.93</p> <p>S = 4/85 x 100 = 4.82</p> <p>100</p>	<p>19</p> <p>EX = 57/85 x 100 = 61.45</p> <p>G1 = 31/85 x 100 = 37.35</p> <p>S = 1/85 x 100 = 0.20</p> <p>100</p>	<p>20</p> <p>EX = 47/85 x 100 = 56.65</p> <p>G1 = 36/85 x 100 = 43.51</p> <p>S = 0/85 x 100 = 0</p> <p>100</p>
<p>21</p> <p>EX = 60/85 x 100 = 72.29</p> <p>G1 = 18/85 x 100 = 21.69</p> <p>S = 5/85 x 100 = 6.02</p> <p>100</p>	<p>22</p> <p>EX = 28/85 x 100 = 35.73</p> <p>G1 = 46/85 x 100 = 55.42</p> <p>S = 9/85 x 100 = 10.85</p> <p>100</p>	<p>23</p> <p>EX = 38/85 x 100 = 45.78</p> <p>G1 = 38/85 x 100 = 46.78</p> <p>S = 7/85 x 100 = 8.44</p> <p>100</p>	<p>24</p> <p>EX = 48/85 x 100 = 57.85</p> <p>G1 = 55/85 x 100 = 65.11</p> <p>S = 0/85 x 100 = 0</p> <p>100</p>



2021-2022

BHARATH COLLEGE OF SCIENCE AND MANAGEMENT
(UGC RECOGNISED 2(f) & 12 (B) INSTITUTION)
AFFILIATED TO BHARATHIDASAN UNIVERSITY – TIRUCHIRAPPALLI
THANJAVUR – 613005

INTERNAL QUALITY ASSURANCE CELL (IQAC)

FEED BACK ANALYSIS AND ACTION TAKEN REPORT- TEACHERS (2017-2018)

Bharath College of Science and Management will collect regular Feedback from the teachers about the college, syllabus, research, infrastructure, financial support and different other aspects. The presentation of feedback and summary of action taken report for the academic year 2017-2018 are as follows.

IQAC has played a dominant role in analysing the data accordingly. Based on IQAC analysis and its findings necessary actions were taken to fulfil the requirement of teachers.

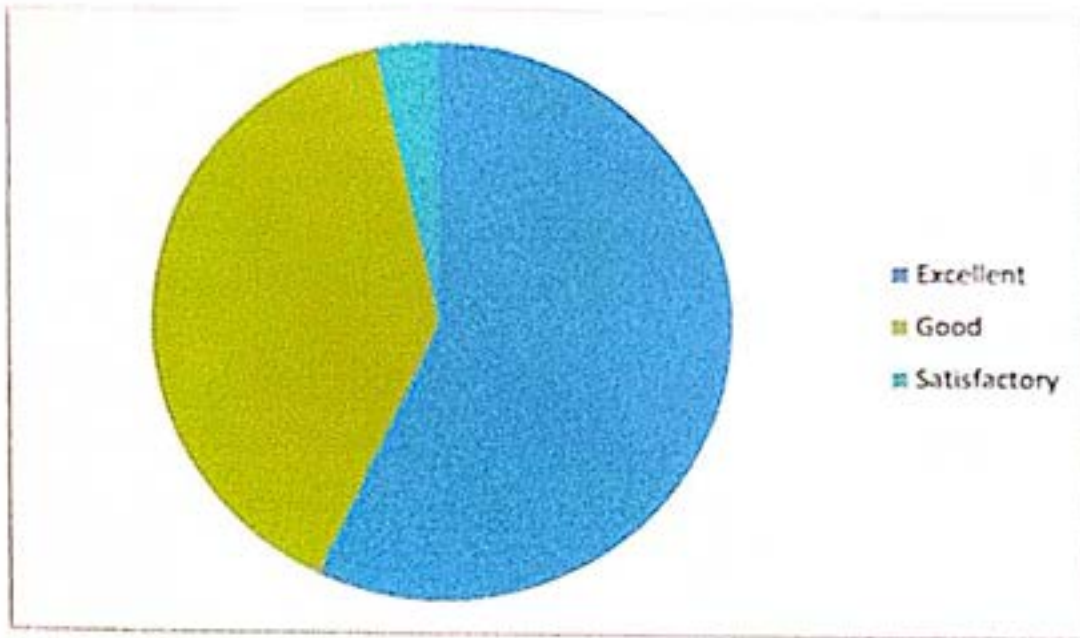
S.No	Description	Excellent	Good	Satisfactory
1	ICT enabled classrooms	47.22	50	2.78
2	Students academic response and personal response	54.16	45.84	0
3	Flexibility in allotting subject/subject hours	59.72	36.12	4.16
4	Expertise recognized for innovative papers	55.56	37.5	6.94
5	Motivation to pursue research	75.3	22.2	2.77
6	Availability of Research Journals	38.88	56.94	4.18
7	Recognition through financial assistance/awards	48.62	45.83	5.55
8	Encouragement to present/publish papers	73.62	26.38	0
9	Motivation to organize and participate in Faculty development programme	54.17	41.67	4.16
10	Manpower and material support for the conduct of seminars/conferences/workshop	48.62	44.44	6.94



11	Freedom to design activities	65.27	34.73	0
12	Encouragement to co-ordinate activities	56.94	40.28	2.78
13	Material support from the management	47.22	48.62	4.16
14	Parent's support	54.16	40.28	5.56
15	Teacher -student friendly relationship	76.38	22.22	1.4
16	Motivating and assisting students for research projects	58.33	38.89	2.78
17	Coordination and cooperation among teachers in the department and across the disciplines	56.94	43.05	0
18	Parents recognize teachers as second parents	56.94	34.73	8.33
19	Restroom facilities	63.88	34.74	1.38
20	Cleanliness	59.74	38.88	1.38
21	Green environment	76.38	22.24	1.38
22	Canteen facilities	34.72	59.73	5.55
23	Transport facilities	38.88	51.38	9.74
24	Drinking water	62.5	34.73	2.77



Excellent	Good	Satisfactory
56.89	39.58	3.53



2021 - 2022 :

ACTION TAKEN REPORT - Based on the Feed Back Received from the Teachers :

1) Parents are advised to meet the respective HOD and class incharge to know the progress of their ward. HODs and Teaching Staff members closely watch their students in their academic and non-academic affairs. Parents meet the concerned staff member periodically who is incharge of their wards. Hence, teachers - parents relationship is strengthened. Because of the closeness of teachers - parents, Parents are helpful to improve the college admission.

2) The College imbibes the research culture to develop analytical skill and critical thinking for faculty members and students by providing various avenues for practical learning. The Principal directs the HODs of all department to conduct seminar, conference and workshop to strengthen the research culture among faculties and students. The management provides funds to the faculty members who need financial support to complete their research work.

3) All efforts are made to improve canteen facilities. Actions were initiated towards cheap and best hygiene products are made available to staff and students in the college canteen. Steps were taken to increase the transport facilities for both Staff and students. The management is very keen to provide safety transport service.



[Handwritten Signature]

PRINCIPAL

Bharath College of Science & Management
Bharath Avenue, Near New Bus Stand
THANJAVUR - 613 005

1				
EX	G	S	TOTAL	
34	36	2	72	
5				
EX	G	S	TOTAL	
55	16	2	72	
9				
EX	G	S	TOTAL	
39	30	3	72	
13				
EX	G	S	TOTAL	
34	35	3	72	
17				
EX	G	S	TOTAL	
41	31	0	72	
21				
EX	G	S	TOTAL	
55	16	1	72	

2				
EX	G	S	TOTAL	
39	33	0	72	
6				
EX	G	S	TOTAL	
28	41	3	72	
10				
EX	G	S	TOTAL	
35	32	5	72	
14				
EX	G	S	TOTAL	
39	29	4	72	
18				
EX	G	S	TOTAL	
41	25	6	72	
22				
EX	G	S	TOTAL	
25	43	4	72	

3				
EX	G	S	TOTAL	
43	26	3	72	
7				
EX	G	S	TOTAL	
35	33	4	72	
11				
EX	G	S	TOTAL	
47	25	0	72	
15				
EX	G	S	TOTAL	
55	16	1	72	
19				
EX	G	S	TOTAL	
46	25	1	72	
23				
EX	G	S	TOTAL	
28	37	7	72	

4				
EX	G	S	TOTAL	
40	27	5	72	
8				
EX	G	S	TOTAL	
53	19	0	72	
12				
EX	G	S	TOTAL	
41	29	2	72	
16				
EX	G	S	TOTAL	
42	28	2	72	
20				
EX	G	S	TOTAL	
43	28	1	72	
24				
EX	G	S	TOTAL	
46	27	2	72	



$EX = 34/12 \times 100 = 41.22$ $G = 36/12 \times 100 = 50$ $S = 2/12 \times 100 = 2.78$ 100	$EX = 39/12 \times 100 = 54.16$ $G = 35/12 \times 100 = 45.84$ $S = 0/12 \times 100 = 0$ 100	$EX = 39/12 \times 100 = 54.16$ $G = 35/12 \times 100 = 45.84$ $S = 0/12 \times 100 = 0$ 100	$EX = 40/12 \times 100 = 55.56$ $G = 27/12 \times 100 = 37.5$ $S = 5/12 \times 100 = 6.94$ 100
$EX = 55/12 \times 100 = 75.50$ $G = 16/12 \times 100 = 22.22$ $S = 2/12 \times 100 = 2.77$ 100	$EX = 28/12 \times 100 = 38.88$ $G = 41/12 \times 100 = 56.94$ $S = 3/12 \times 100 = 4.18$ 100	$EX = 35/12 \times 100 = 48.62$ $G = 33/12 \times 100 = 45.83$ $S = 4/12 \times 100 = 5.55$ 100	$EX = 53/12 \times 100 = 75.62$ $G = 19/12 \times 100 = 26.38$ $S = 0/12 \times 100 = 0$ 100
$EX = 39/12 \times 100 = 54.16$ $G = 30/12 \times 100 = 41.67$ $S = 3/12 \times 100 = 4.16$ 100	$EX = 35/12 \times 100 = 48.62$ $G = 32/12 \times 100 = 44.44$ $S = 5/12 \times 100 = 6.94$ 100	$EX = 47/12 \times 100 = 65.27$ $G = 25/12 \times 100 = 34.73$ $S = 0/12 \times 100 = 0$ 100	$EX = 41/12 \times 100 = 56.94$ $G = 29/12 \times 100 = 40.22$ $S = 2/12 \times 100 = 2.78$ 100



<p>EX = 341/72 x 100 = 47.22</p> <p>G1 = 35/72 x 100 = 48.62</p> <p>S = 3/72 x 100 = 4.16</p> <p>100</p>	<p>EX = 59/72 x 100 = 51.19</p> <p>G1 = 29/72 x 100 = 40.28</p> <p>S = 4/72 x 100 = 5.56</p> <p>100</p>	<p>EX = 55/72 x 100 = 76.58</p> <p>G1 = 16/72 x 100 = 22.22</p> <p>S = 1/72 x 100 = 1.4</p> <p>100</p>	<p>EX = 42/72 x 100 = 52.78</p> <p>G1 = 28/72 x 100 = 38.89</p> <p>S = 2/72 x 100 = 2.78</p> <p>100</p>
<p>EX = 41/72 x 100 = 56.94</p> <p>G1 = 31/72 x 100 = 43.06</p> <p>S = 0/72 x 100 = 0</p> <p>100</p>	<p>EX = 41/72 x 100 = 56.94</p> <p>G1 = 25/72 x 100 = 34.73</p> <p>S = 6/72 x 100 = 8.33</p> <p>100</p>	<p>EX = 46/72 x 100 = 63.88</p> <p>G1 = 25/72 x 100 = 34.73</p> <p>S = 1/72 x 100 = 1.38</p> <p>100</p>	<p>EX = 45/72 x 100 = 59.72</p> <p>G1 = 28/72 x 100 = 38.89</p> <p>S = 1/72 x 100 = 1.38</p> <p>100</p>
<p>EX = 55/72 x 100 = 76.58</p> <p>G1 = 16/72 x 100 = 22.22</p> <p>S = 1/72 x 100 = 1.38</p> <p>100</p>	<p>EX = 25/72 x 100 = 34.73</p> <p>G1 = 45/72 x 100 = 59.73</p> <p>S = 4/72 x 100 = 5.56</p> <p>100</p>	<p>EX = 28/72 x 100 = 38.88</p> <p>G1 = 31/72 x 100 = 51.39</p> <p>S = 1/72 x 100 = 1.38</p> <p>100</p>	<p>EX = 45/72 x 100 = 62.5</p> <p>G1 = 25/72 x 100 = 34.73</p> <p>S = 2/72 x 100 = 2.78</p> <p>100</p>

